


Nanu? Was bedeuten die Zahlen?

LÖSUNGSSCHLÜSSEL ↗




3						
15						
3						
9	8	16	5	5	8	14
8						
12						
6						


	11					
20	8	4	17			
	11					
5	3	6	6	4	12	13
	7			11		
				11		



9					
5	19	17	17	3	15
19					
1	5	7	12	13	
10		12			
16					

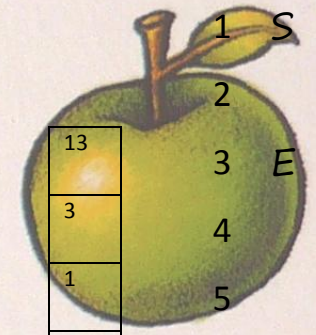


2	8	6	21	3
---	---	---	----	---




6	3	14	14	18
---	---	----	----	----

8
11
9
3
15




13
3
1
10
16
3
12
2


1 S 18
2 19
3 E 20
4 21
5
6
7




9							
2	7	5	1	10	16	3	12
1							
10							
16							
7							
9							
9	4	1	1	20	8	15	15



5
5
8
10
16
3



9			
15	15	19	12
4			
13			
21			
3			
4			
13			



8 A
9
10
11
12
13
14
15
16
17